



Technical Data Sheet



Ibis - GT 2

White lined Chipboard

Fully coated, pigmented white back

Specified Values

Grammage	Caliper	Bulk	Stiffness (DIN)		Stiffness (Taber)	
			md	cd	md	cd
[g/m ²]	[µm]	[cm ³ /g]	[mNm]	[mNm]	[mNm]	[mNm]
250	325	1,30	14,5	7	7,0	3,4
300	390	1,30	23	10,5	11,2	5,1
350	455	1,30	36	16,5	17,5	8,0
400	520	1,30	53	25	25,7	12,1
450	590	1,31	73	36	35,5	17,5
500	660	1,32	98	50	47,6	24,3







Testing methods / Tolerances

Parameter	Unit	Testing Method	Tolerances ³
Grammage ¹	[g/m ²]	DIN ISO 536	± 2 %
Caliper ¹	[µm]	DIN EN 20534	± 5 %
Stiffness ^{1,2}	[mNm]	DIN 53 121 (5° L&W)	-15 %
		TAPPI T489 (15° Taber)	-15 %

Additional Specifications

Parameter	Unit	Testing Method	Value
Brightness top side	[%]	ISO 2470	84 ± 1,5
		ISO 11475	87,5 ± 1,5
Brightness reverse side	[%]	ISO 2470	77 ± 3
		ISO 11475	80,5 ± 3

Composition

	• Coating	triple, with blade
	• Top liner	recycled white woodfree paper
	• Under liner	light recycled paper / mechanical pulp
	• Middle layer	selected recycled fibres
	• Back liner	white recycled fibres
	• Pigmentation	
Content of recycled fibre:		approx. 90% (fibres only, depending on grammage)

Date issued: 16.01.2006, Rev. 16

All datasheets preceding this issue are no longer valid.

All figures specified may be subject to technical changes.

¹ 95 % of all values measured must be within the tolerance limits.

² Stiffness must be measured both sides (top & reverse).

The resulting average is the relevant stiffness of the sample.

DIN figures are mandatory, Taber figures are indicative.

³ Tolerances comply with "FFI-Qualitätsmerkmale" of 3/1998 and 9/2000.

All figures measured after conditioning (23 °C and 50 % r.F.) according to DIN EN 20187.